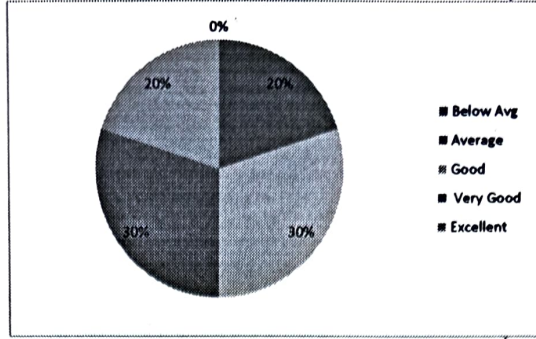




**Department of Civil Engineering**  
**ANALYSIS REPORT OF STUDENT FEEDBACK ON CURRICULUM**  
**Academic year 22-23**

**1 Scope of coverage of Course**

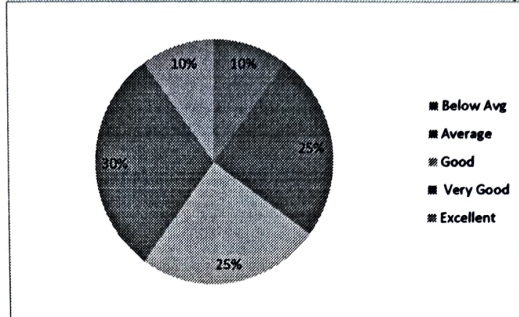
Below Avg	0%
Average	20%
Good	30%
Very Good	30%
Excellent	20%
	100%



**2 Depth of Course content**

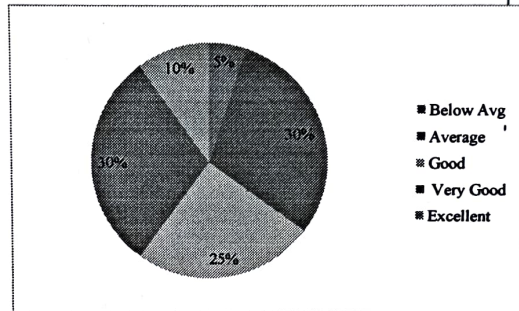
Below Avg	10%
Average	25%
Good	25%
Very Good	30%
Excellent	10%

100%



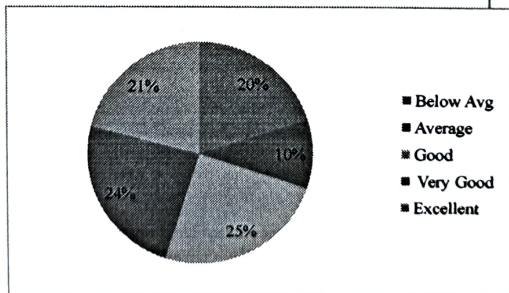
**3 Applicability of curriculum in real life**

world/situations	
Below Avg	5.00%
Average	30.00%
Good	25.00%
Very Good	30.00%
Excellent	10.00%
	100.00%



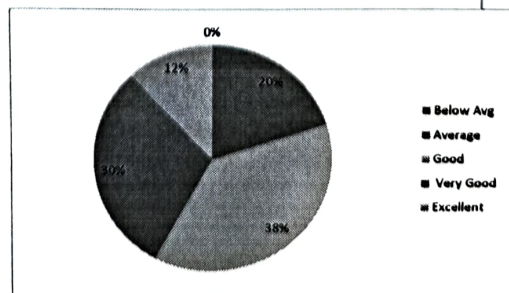
**4 Difficulty level of course**

Below Avg	20.00%
Average	10.00%
Good	25.00%
Very Good	24.00%
Excellent	21.00%
	100.00%



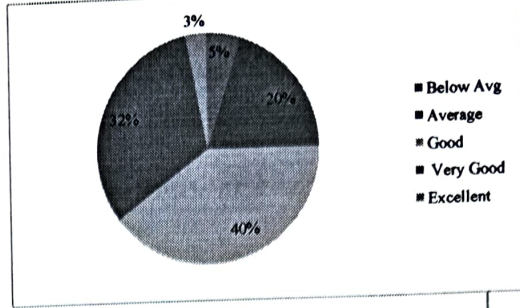
**5 Learning in terms of knowledge,**

Below Avg	0.00%
Average	20.00%
Good	38.00%
Very Good	30.00%
Excellent	12.00%
	100.00%



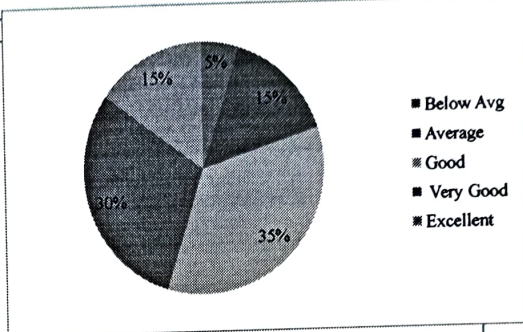
6 **Weekly hours assigned for Course**

Below Avg	5.00%
Average	20.00%
Good	40.00%
Very Good	32.00%
Excellent	3.00%
	100.00%



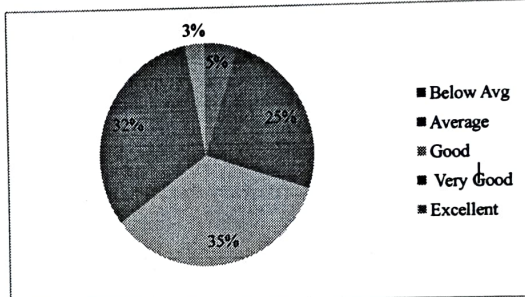
7 **Relevance and adequacy of available**

Below Avg	5.00%
Average	15.00%
Good	35.00%
Very Good	30.00%
Excellent	15.00%
	100.00%



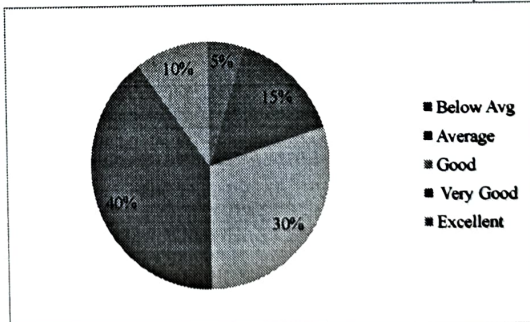
8 **Relevance of lab experiments to the**

Below Avg	5.00%
Average	25.00%
Good	35.00%
Very Good	32.00%
Excellent	3.00%
	100.00%



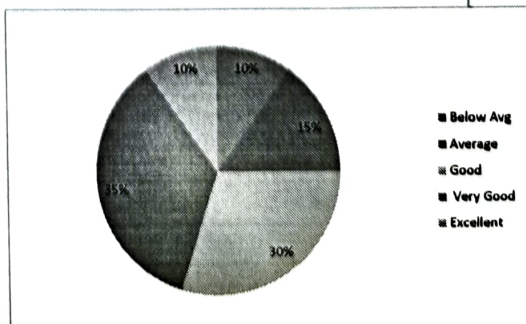
9 **Number of hours provided for completion of each experiment/ practical/ job**

Below Avg	5.00%
Average	15.00%
Good	30.00%
Very Good	40.00%
Excellent	10.00%
	100.00%



10 **Suggestions about curriculum improvement for better outcomes**

Below Avg	10.00%
Average	15.00%
Good	30.00%
Very Good	35.00%
Excellent	10.00%
	100.00%

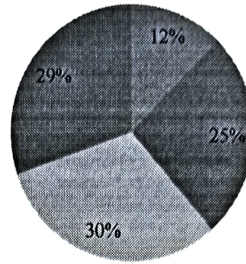




**Department of Civil Engineering**  
**ANALYSIS REPORT OF FACULTY FEEDBACK ON CURRICULUM**  
**Academic year 22-23**

**1 Appropriateness of course outcomes**

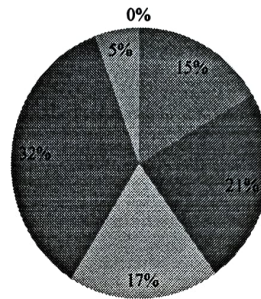
Below Avg	12%
Average	25%
Good	30%
Very Good	29%
Excellent	4%
	100%



- Below Avg
- Average
- Good
- Very Good

**2**

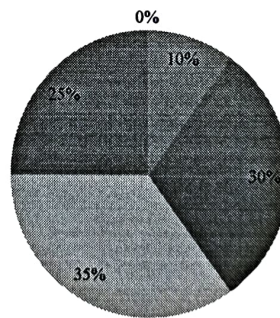
Syllabus contents and Sequence of contents	
Below Avg	10%
Average	25%
Good	30%
Very Good	30%
Excellent	5%
	100%



- Good
- Very Good
- Excellent
- 
- 
- 

**3**

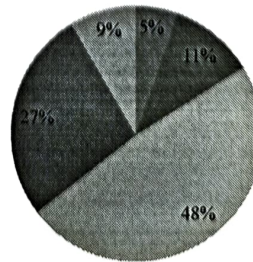
Coverage of important areas through course content	
Below Avg	10.00%
Average	30.00%
Good	35.00%
Very Good	25.00%
Excellent	0.00%
	100.00%



- Below Avg
- Average
- Good
- Very Good
- Excellent

**4**

Competency of student for understanding of course content	
Below Avg	5.00%
Average	10.00%
Good	45.00%
Very Good	25.00%
Excellent	8.00%
	93.00%

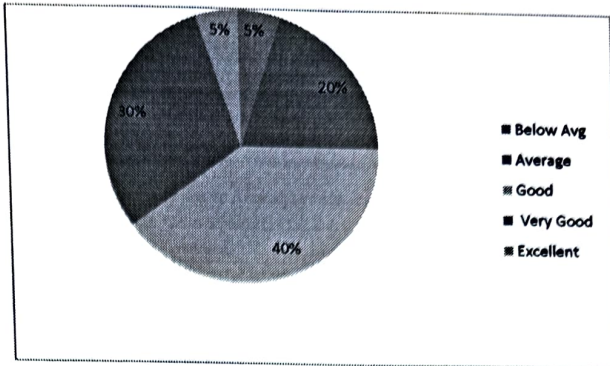


- Below Avg
- Average
- Good
- Very Good
- Excellent



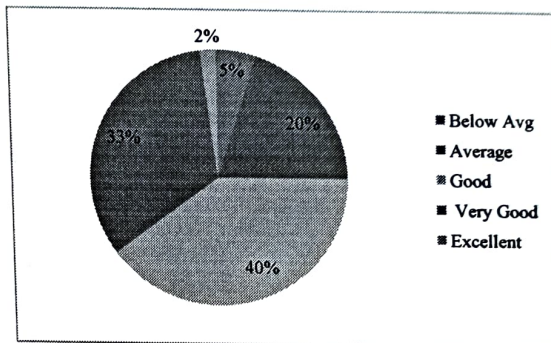
5

Competency of recommended books & Availability of books	
Below Avg	5.00%
Average	20.00%
Good	40.00%
Very Good	30.00%
Excellent	5.00%
	100.00%



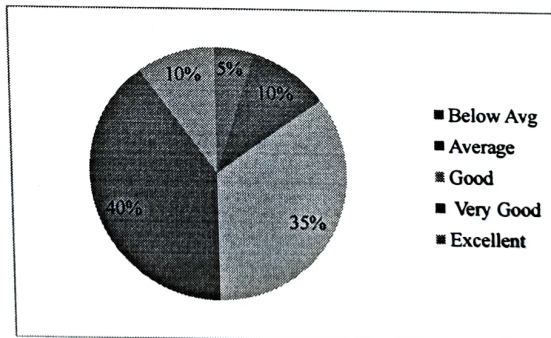
6

Revision of course contents as per current trends of Industry and	
Below Avg	5.00%
Average	20.00%
Good	40.00%
Very Good	33.00%
Excellent	2.00%
	100.00%




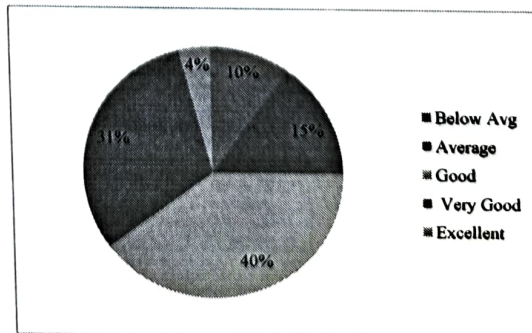
7

Competency of course content for competitive examinations	
Below Avg	5.00%
Average	10.00%
Good	35.00%
Very Good	40.00%
Excellent	10.00%
	100.00%



8

Implementation of pedagogical strategies	
Below Avg	10.00%
Average	15.00%
Good	40.00%
Very Good	31.00%
Excellent	4.00%
	100.00%



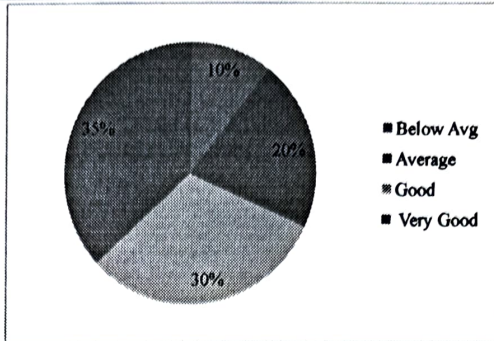


**Department of Civil Engineering**  
**ANALYSIS REPORT OF PARENTS FEEDBACK ON CURRICULUM**  
**Academic year 21-22**

**Understand the importance of interdisciplinary subjects and applying that knowledge in learning other engineering subjects**

1

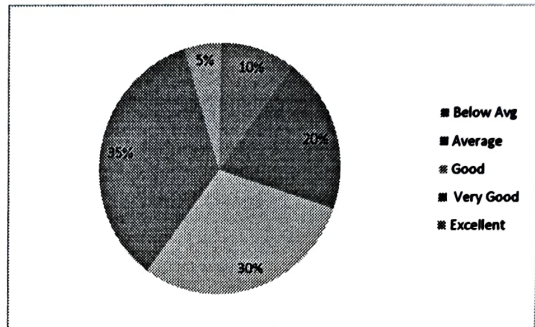
Below Avg	10%
Average	20%
Good	30%
Very Good	35%
Excellent	5%
	100%



**Completed the basic knowledge of analysis and design based on requirements of subject**

2

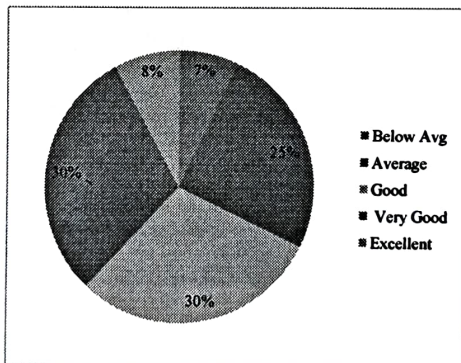
Below Avg	10%
Average	20%
Good	30%
Very Good	35%
Excellent	5%
	100%



**Able to apply research based approach using innovative tools and techniques in the various fields of information Technology**

3

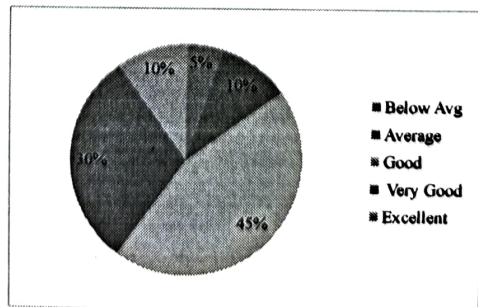
Below Avg	7.00%
Average	25.00%
Good	30.00%
Very Good	30.00%
Excellent	8.00%
	100.00%



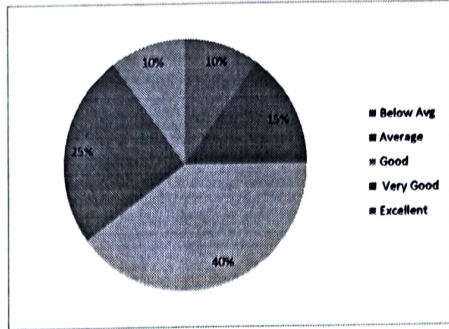
**Able to communicate effectively in both verbal and written form and develop intrapersonal and interpersonal skills**

4

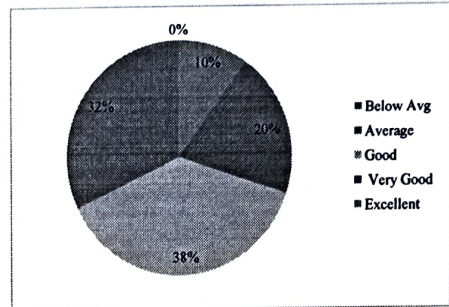
Below Avg	5.00%
Average	10.00%
Good	45.00%
Very Good	30.00%
Excellent	10.00%
	100.00%



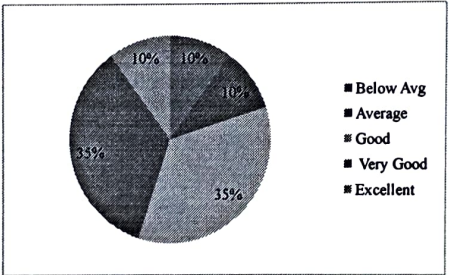
<b>5</b>	
<b>Able to develop competencies through self-education for lifelong learning</b>	
Below Avg	10.00%
Average	15.00%
Good	40.00%
Very Good	25.00%
Excellent	10.00%
	100.00%




<b>6</b>	
<b>Learning value (In terms of skills, concepts, knowledge, analytical abilities)</b>	
Below Avg	10.00%
Average	20.00%
Good	38.00%
Very Good	32.00%
Excellent	0.00%
	100.00%




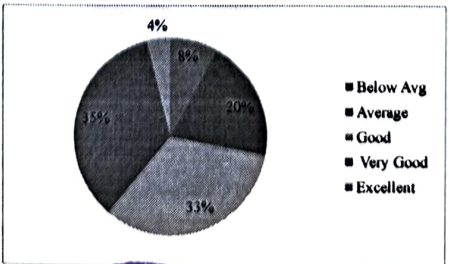
<b>7</b>	
<b>Depth of the course content</b>	
Below Avg	10.00%
Average	10.00%
Good	35.00%
Very Good	35.00%
Excellent	10.00%
	100.00%



<b>8</b>	
<b>Able to develop competencies through self-education for lifelong learning</b>	
Below Avg	15.00%
Average	15.00%
Good	40.00%
Very Good	30.00%
Excellent	0.00%
	100.00%



<b>9</b>	
<b>Applicability/relevance to real life situations</b>	
Below Avg	8.00%
Average	20.00%
Good	33.00%
Very Good	35.00%
Excellent	4.00%
	100.00%



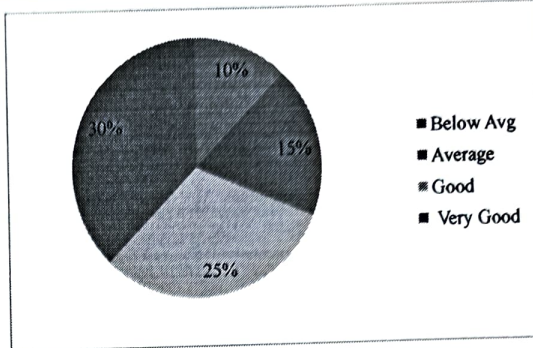


**Department of Civil Engineering**  
**ANALYSIS REPORT OF EMPLOYER FEEDBACK ON CURRICULUM**

**Academic year 22-23**

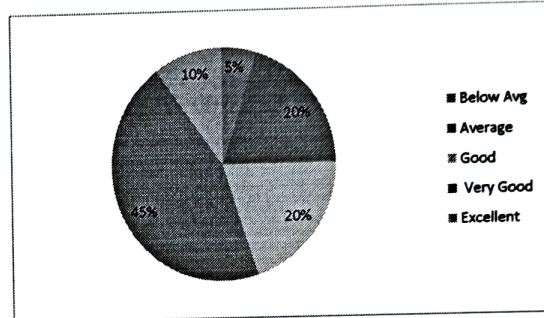
1

Availability of flexibility in the choice of subjects to the students	
Below Avg	10%
Average	15%
Good	25%
Very Good	30%
Excellent	20%
	100%



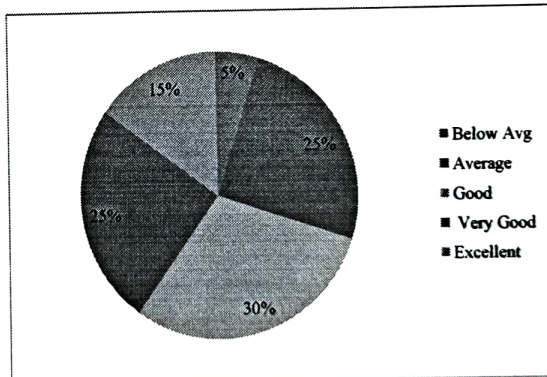
2

Curriculum relevancy for employability and job placement	
Below Avg	5%
Average	20%
Good	20%
Very Good	45%
Excellent	10%
	100%




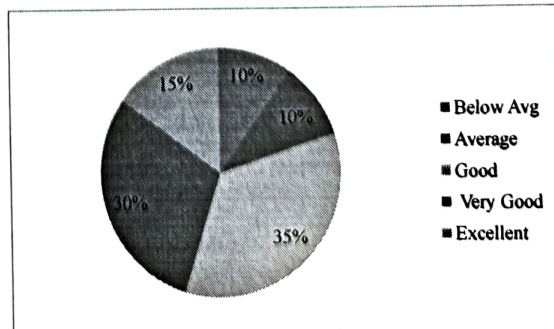
3

Effectiveness of curriculum for development of entrepreneurship world/situations	
Below Avg	5.00%
Average	25.00%
Good	30.00%
Very Good	25.00%
Excellent	15.00%
	100.00%



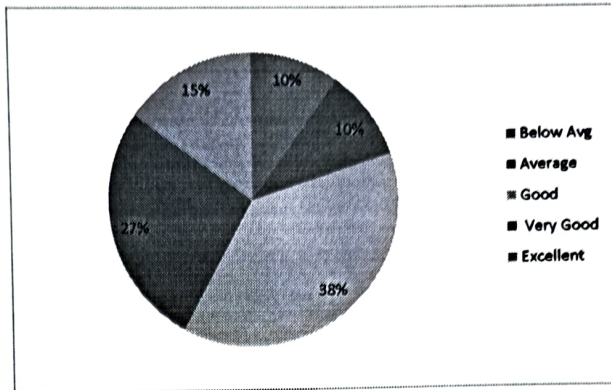
4

Curriculum relevancy for the solution of Global and National problem	
Below Avg	10.00%
Average	10.00%
Good	35.00%
Very Good	30.00%
Excellent	15.00%
	100.00%



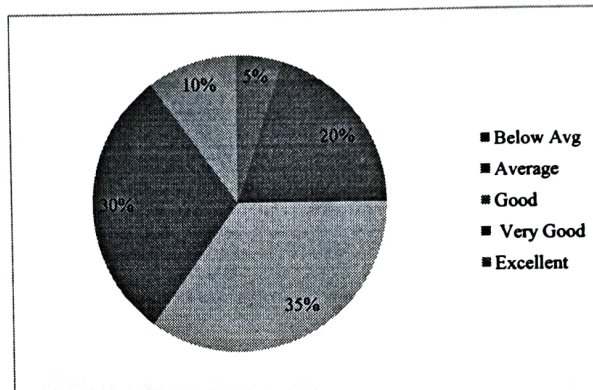
5 **Job, skill and value based orientation of syllabus**

Below Avg	10.00%
Average	10.00%
Good	38.00%
Very Good	27.00%
Excellent	15.00%
	100.00%



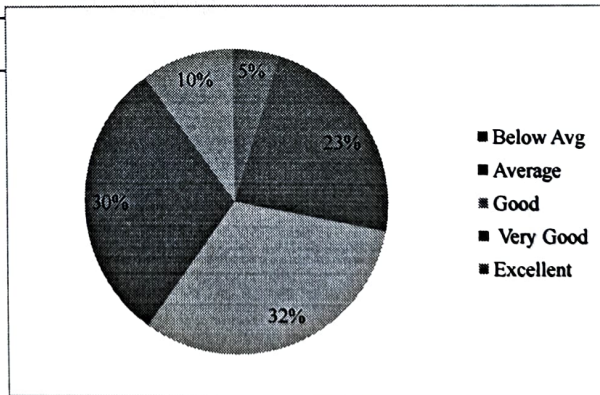
6 **Competency of Syllabus in bridging the gap between industry and academic institution**

Below Avg	5.00%
Average	20.00%
Good	35.00%
Very Good	30.00%
Excellent	10.00%
	100.00%



7 **Suggestions about curriculum improvement for better outcomes**

Below Avg	5.00%
Average	23.00%
Good	32.00%
Very Good	30.00%
Excellent	10.00%
	100.00%

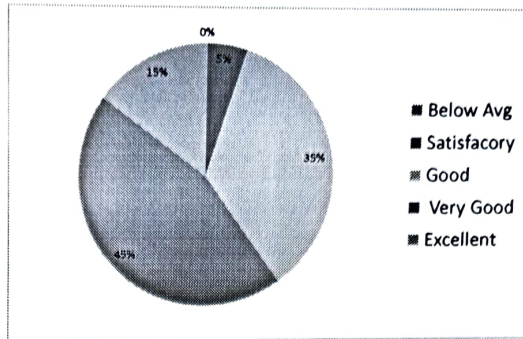




**Department of Civil Engineering**  
**Student FEEDBACK ON Facility/Ambience**  
**Academic year 22-23**

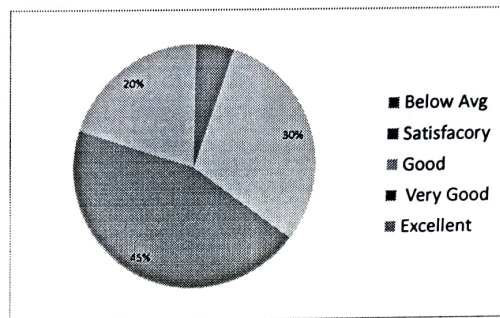
**1. Computer Lab Facility**

Below Avg	0%
Satisfactory	5%
Good	35%
Very Good	45%
Excellent	15%
	100%



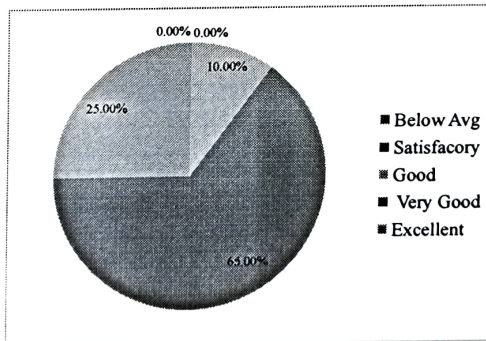
**2. ICT Classroom Facility**

Below Avg	0%
Satisfactory	5%
Good	30%
Very Good	45%
Excellent	20%
	100%



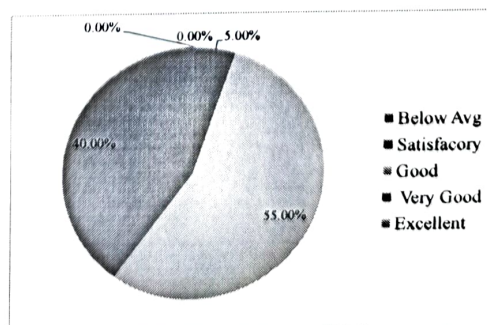
**3. Library Facility**

Below Avg	0.00%
Satisfactory	0.00%
Good	10.00%
Very Good	65.00%
Excellent	25.00%
	100.00%



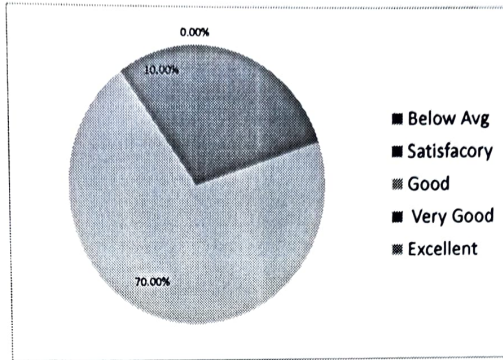
**4. Drinking Water Facility**

Below Avg	0.00%
Satisfactory	5.00%
Good	55.00%
Very Good	40.00%
Excellent	0.00%
	100.00%



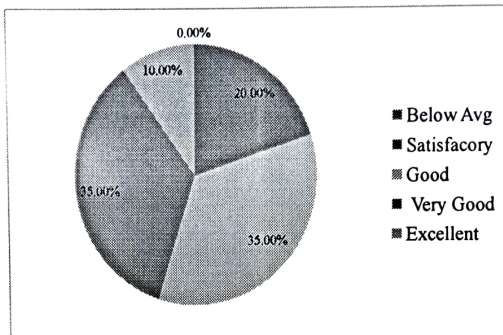
### 5. Wash Room Facility

Below Avg	0.00%
Satisfactory	20.00%
Good	70.00%
Very Good	10.00%
Excellent	0.00%
	100.00%



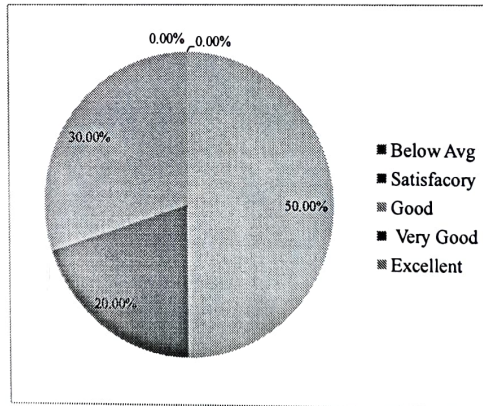
### 6. Internet Facility

Below Avg	0.00%
Satisfactory	20.00%
Good	35.00%
Very Good	35.00%
Excellent	10.00%
	100.00%



### 7. Cleanliness in Institute

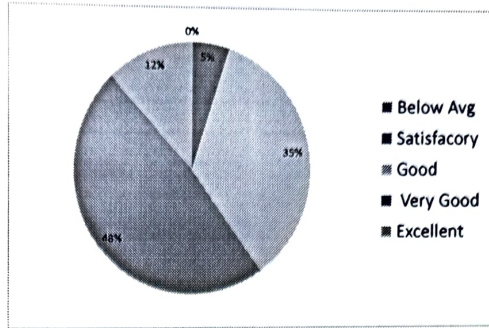
Below Avg	0.00%
Satisfactory	0.00%
Good	50.00%
Very Good	20.00%
Excellent	30.00%
	100.00%



**Department of Civil Engineering**  
**Faculty FEEDBACK ON Facility/Ambience**  
**Academic year 22-23**

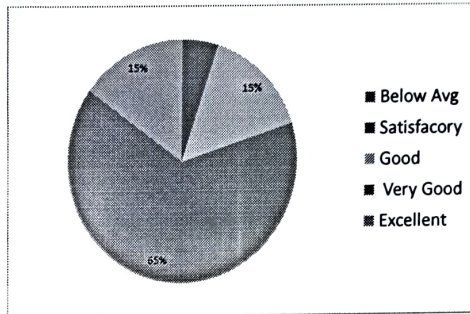
**1. Computer Lab Facility**

Below Avg	0%
Satisfactory	5%
Good	35%
Very Good	48%
Excellent	12%
	100%



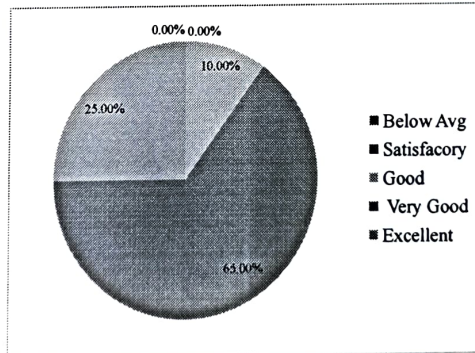
**2. ICT Classroom Facility**

Below Avg	0%
Satisfactory	5%
Good	15%
Very Good	65%
Excellent	15%
	100%



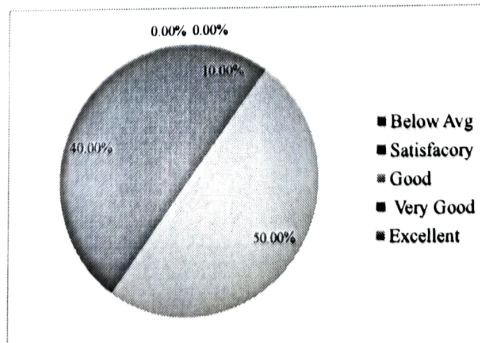
**3. Library Facility**

Below Avg	0.00%
Satisfactory	0.00%
Good	10.00%
Very Good	65.00%
Excellent	25.00%
	100.00%



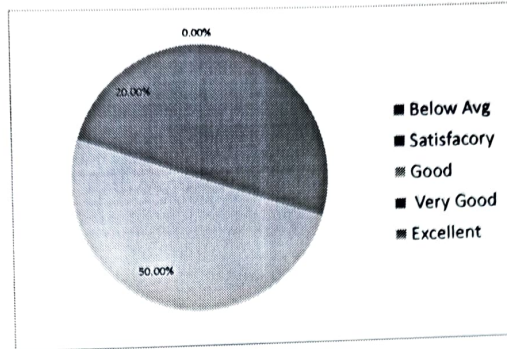
**4. Drinking Water Facility**

Below Avg	0.00%
Satisfactory	10.00%
Good	50.00%
Very Good	40.00%
Excellent	0.00%
	100.00%



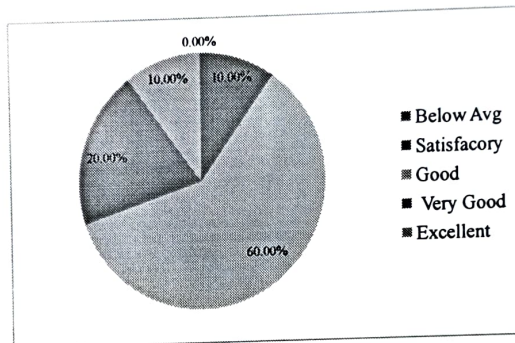
### 5. Wash Room Facility

Below Avg	0.00%
Satisfactory	30.00%
Good	50.00%
Very Good	20.00%
Excellent	0.00%
	100.00%



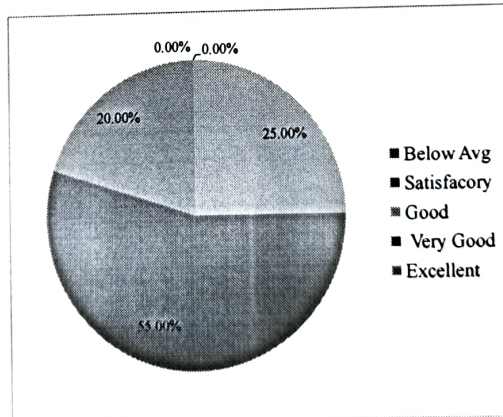
### 6. Internet Facility

Below Avg	0.00%
Satisfactory	10.00%
Good	60.00%
Very Good	20.00%
Excellent	10.00%
	100.00%



### 7. Cleanliness in Institute

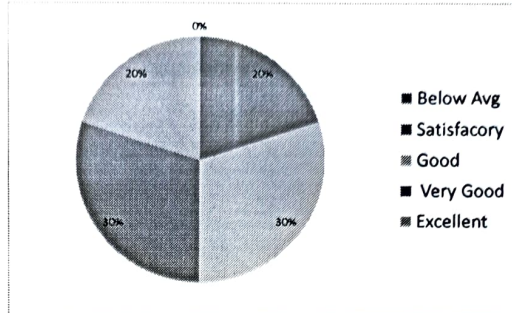
Below Avg	0.00%
Satisfactory	0.00%
Good	25.00%
Very Good	55.00%
Excellent	20.00%
	100.00%



**Department of Civil Engineering**  
**Parent FEEDBACK ON Facility/Ambience**  
**Academic year 22-23**

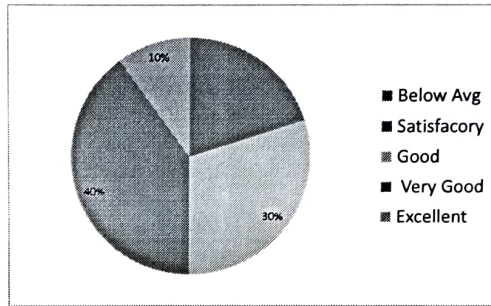
**1. Computer Lab Facility**

Below Avg	0%
Satisfactory	20%
Good	30%
Very Good	30%
Excellent	20%
	100%



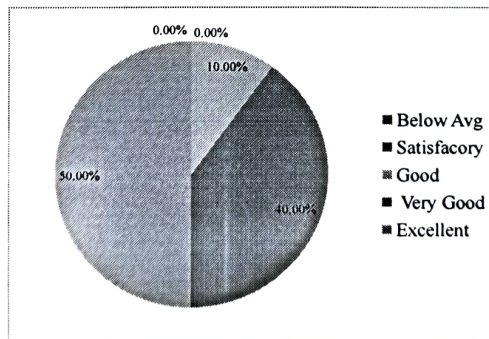
**2. ICT Classroom Facility**

Below Avg	0%
Satisfactory	20%
Good	30%
Very Good	40%
Excellent	10%
	100%




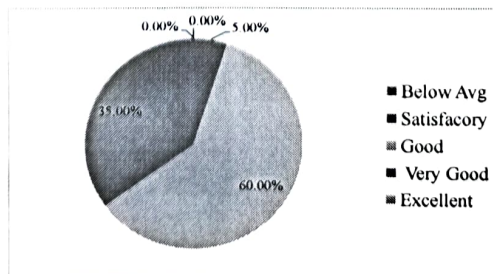
**3. Library Facility**

Below Avg	0.00%
Satisfactory	0.00%
Good	10.00%
Very Good	40.00%
Excellent	50.00%
	100.00%



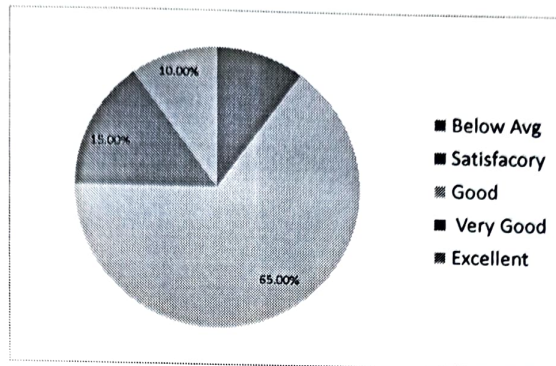
**4. Drinking Water Facility**

Below Avg	0.00%
Satisfactory	5.00%
Good	60.00%
Very Good	35.00%
Excellent	0.00%
	100.00%



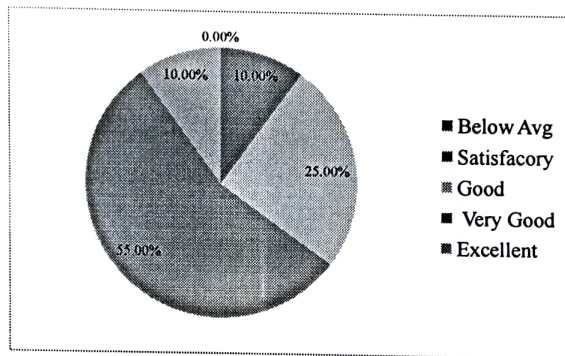
### 5. Wash Room Facility

Below Avg	0.00%
Satisfactory	10.00%
Good	65.00%
Very Good	15.00%
Excellent	10.00%
	100.00%



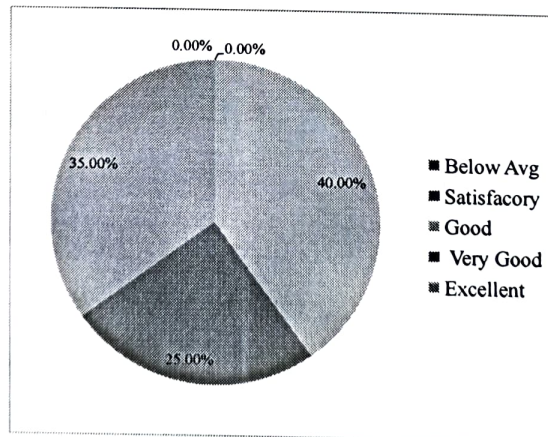
### 6. Internet Facility

Below Avg	0.00%
Satisfactory	10.00%
Good	25.00%
Very Good	55.00%
Excellent	10.00%
	100.00%



### 7. Cleanliness in Institute

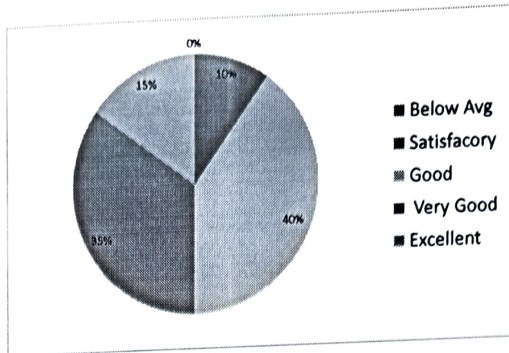
Below Avg	0.00%
Satisfactory	0.00%
Good	40.00%
Very Good	25.00%
Excellent	35.00%
	100.00%



**Department of Civil Engineering**  
**Employers FEEDBACK ON Facility/Ambience**  
**Academic year 22-23**

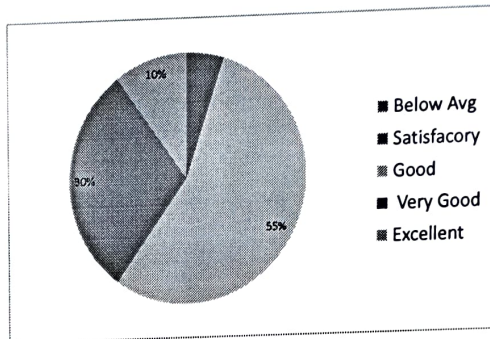
**1. Computer Lab Facility**

Below Avg	0%
Satisfactory	10%
Good	40%
Very Good	35%
Excellent	15%
	100%



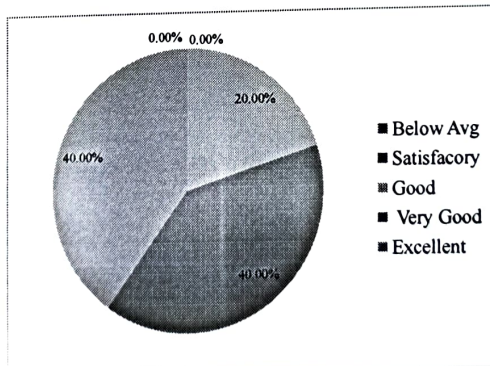
**2. ICT Classroom Facility**

Below Avg	0%
Satisfactory	5%
Good	55%
Very Good	30%
Excellent	10%
	100%




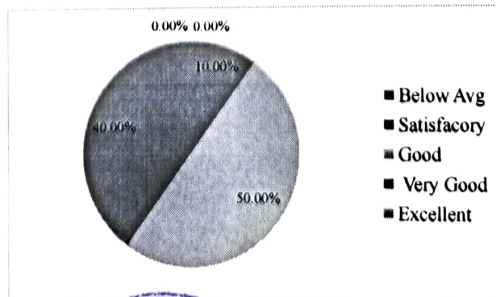
**3. Library Facility**

Below Avg	0.00%
Satisfactory	0.00%
Good	20.00%
Very Good	40.00%
Excellent	40.00%
	100.00%



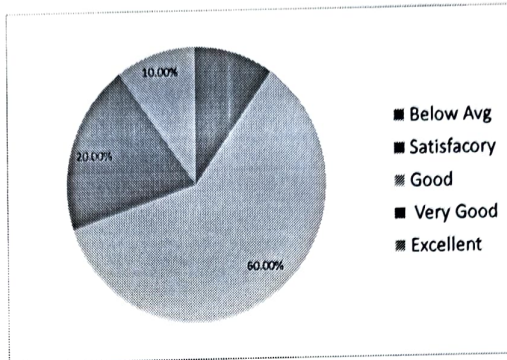
**4. Drinking Water Facility**

Below Avg	0.00%
Satisfactory	10.00%
Good	50.00%
Very Good	40.00%
Excellent	0.00%
	100.00%



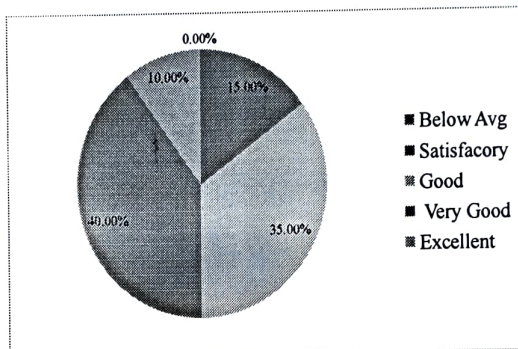
### 5. Wash Room Facility

Below Avg	0.00%
Satisfactory	10.00%
Good	60.00%
Very Good	20.00%
Excellent	10.00%
	100.00%



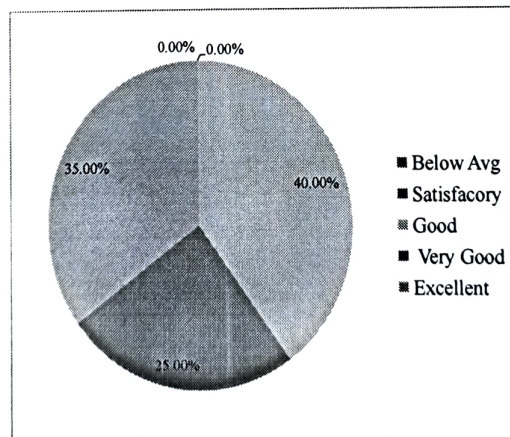
### 6. Internet Facility

Below Avg	0.00%
Satisfactory	15.00%
Good	35.00%
Very Good	40.00%
Excellent	10.00%
	100.00%



### 7. Cleanliness in Institute

Below Avg	0.00%
Satisfactory	0.00%
Good	40.00%
Very Good	25.00%
Excellent	35.00%
	100.00%

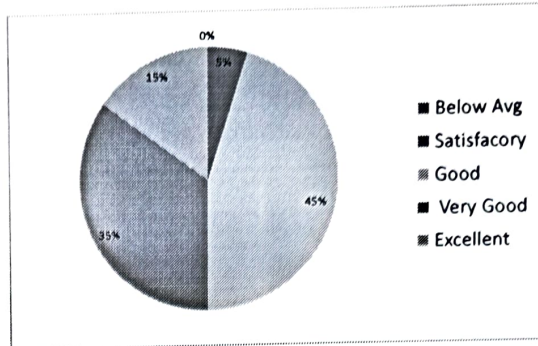




**Department of Civil Engineering**  
**Alumni FEEDBACK ON Facility/Ambience**  
**Academic year 22-23**

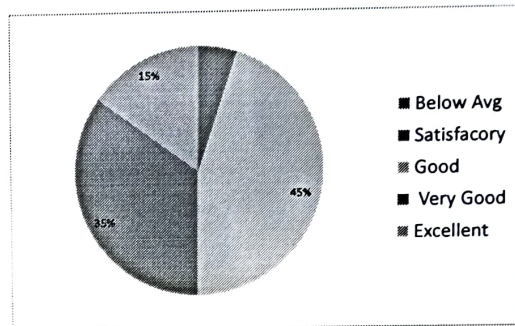
**1. Computer Lab Facility**

Below Avg	0%
Satisfactory	5%
Good	45%
Very Good	35%
Excellent	15%
	100%



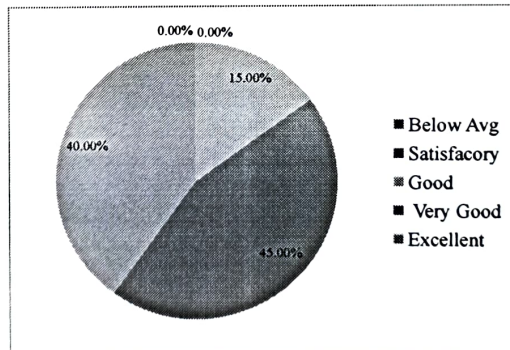
**2. ICT Classroom Facility**

Below Avg	0%
Satisfactory	5%
Good	45%
Very Good	35%
Excellent	15%
	100%




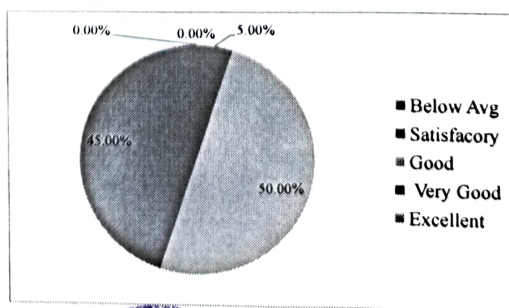
**3. Library Facility**

Below Avg	0.00%
Satisfactory	0.00%
Good	15.00%
Very Good	45.00%
Excellent	40.00%
	100.00%



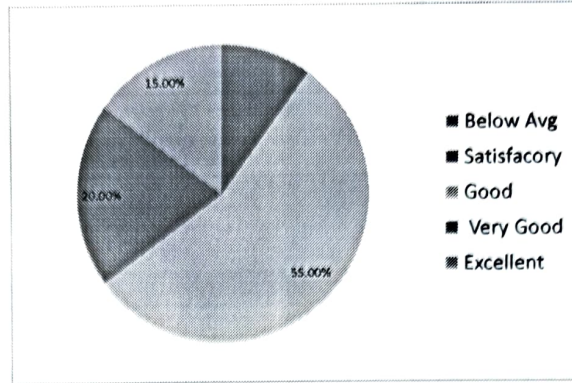
**4. Drinking Water Facility**

Below Avg	0.00%
Satisfactory	5.00%
Good	50.00%
Very Good	45.00%
Excellent	0.00%
	100.00%



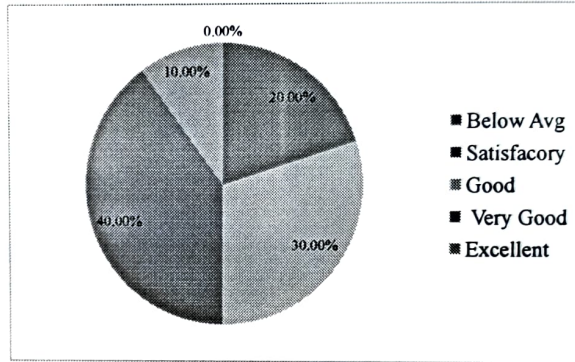
### 5. Wash Room Facility

Below Avg	0.00%
Satisfactory	10.00%
Good	55.00%
Very Good	20.00%
Excellent	15.00%
	100.00%



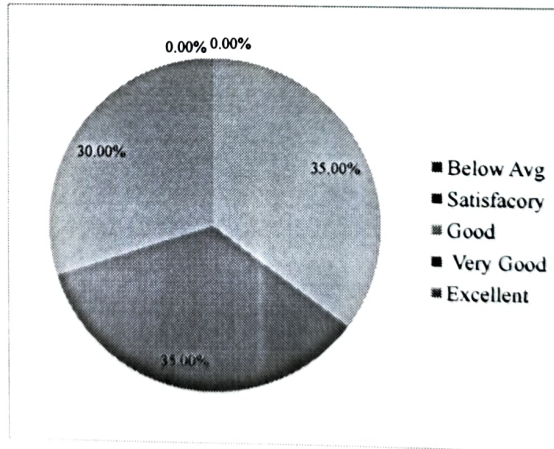
### 6. Internet Facility

Below Avg	0.00%
Satisfactory	20.00%
Good	30.00%
Very Good	40.00%
Excellent	10.00%
	100.00%



### 7. Cleanliness in Institute

Below Avg	0.00%
Satisfactory	0.00%
Good	35.00%
Very Good	35.00%
Excellent	30.00%
	100.00%



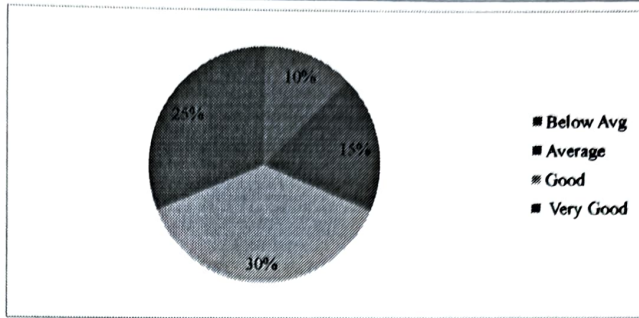


**Department of Civil Engineering**  
**ANALYSIS REPORT OF ALUMNI FEEDBACK ON CURRICULUM**

**Academic year 22-23**

**1 Scope of coverage of Course**

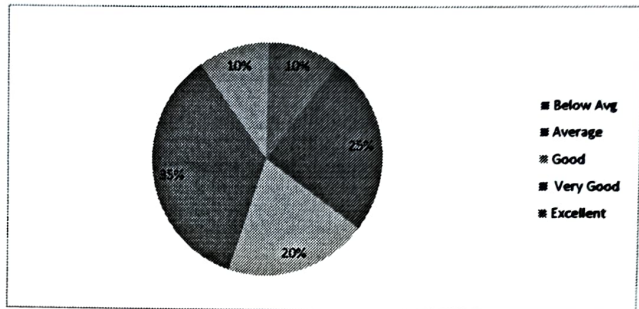
Below Avg	10%
Average	15%
Good	30%
Very Good	25%
Excellent	20%
	100%



**2 Depth of Course content**

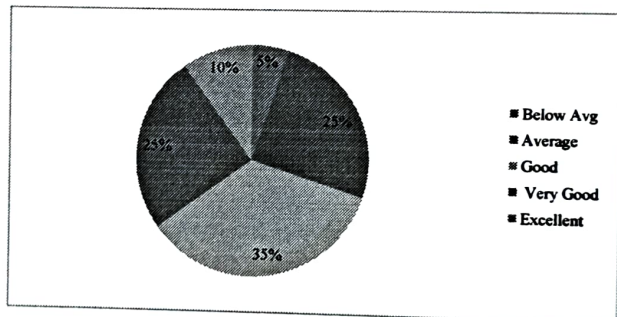
Below Avg	10%
Average	25%
Good	20%
Very Good	35%
Excellent	10%

100%



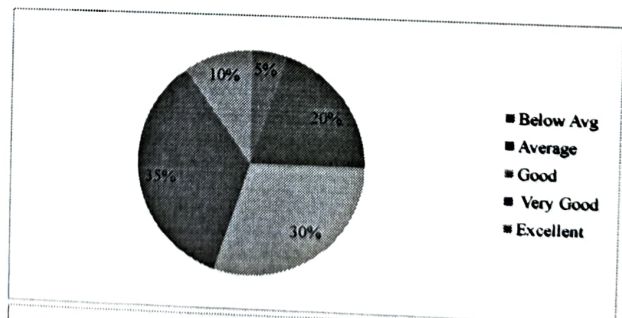
**3 Applicability of curriculum in real life**

world/situations	
Below Avg	5.00%
Average	25.00%
Good	35.00%
Very Good	25.00%
Excellent	10.00%
	100.00%




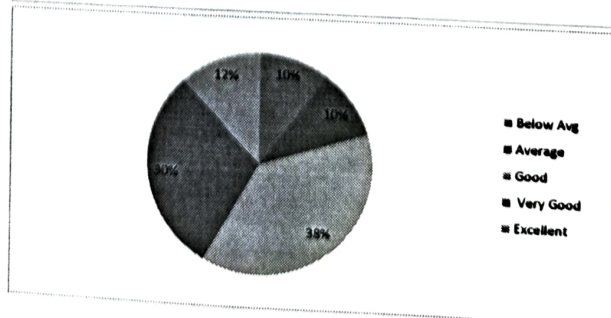
**4 Difficulty level of course**

Below Avg	5.00%
Average	20.00%
Good	30.00%
Very Good	35.00%
Excellent	10.00%
	100.00%



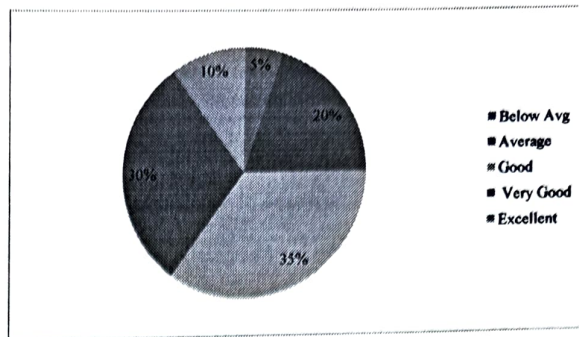
**5 Learning in terms of knowledge, concepts, skills, analytical abilities, etc.**

Below Avg	10.00%
Average	10.00%
Good	38.00%
Very Good	30.00%
Excellent	12.00%
	100.00%



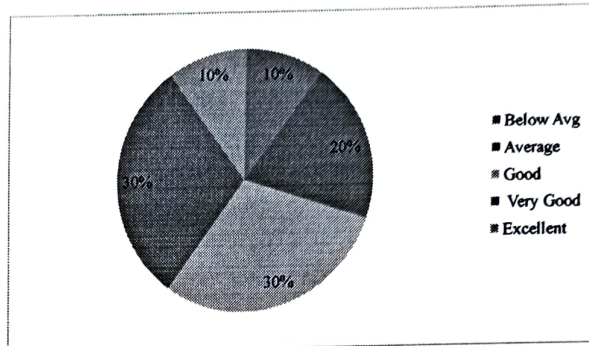
6

Competency of course content for employment opportunities/ higher studies	
Below Avg	5.00%
Average	20.00%
Good	35.00%
Very Good	30.00%
Excellent	10.00%
	100.00%



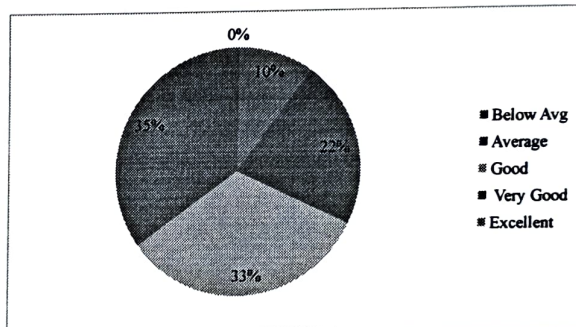
7

Competency of course content for entrepreneurship/ start-up	
Below Avg	10.00%
Average	20.00%
Good	30.00%
Very Good	30.00%
Excellent	10.00%
	100.00%



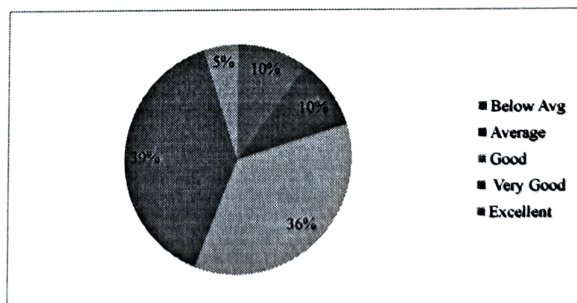
8

Course content sensitization towards societal and environmental issues and foster values through curriculum	
Below Avg	10.00%
Average	22.00%
Good	33.00%
Very Good	35.00%
Excellent	0.00%
	100.00%



9

Holistic development of student through curricular and co-curricular activities	
Below Avg	10.00%
Average	10.00%
Good	36.00%
Very Good	39.00%
Excellent	5.00%
	100.00%



10

Suggestions about curriculum improvement for better outcomes	
Below Avg	10.00%
Average	15.00%
Good	40.00%
Very Good	35.00%
Excellent	0.00%
	100.00%

